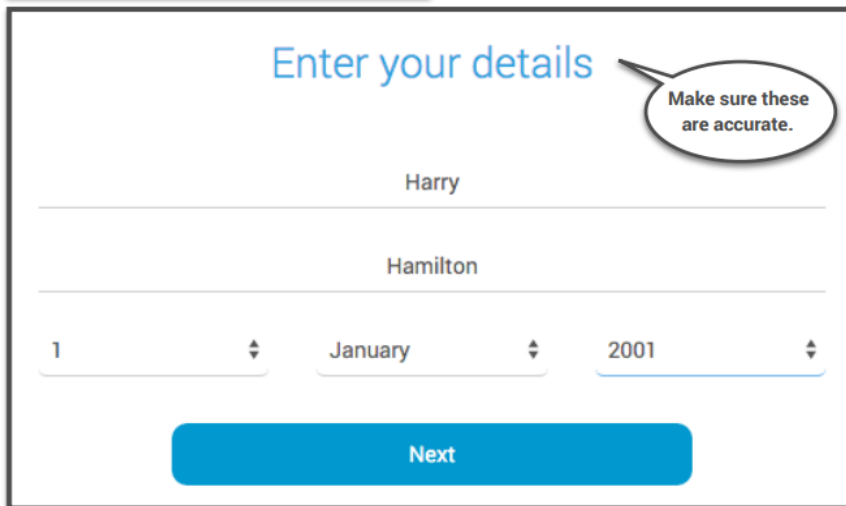
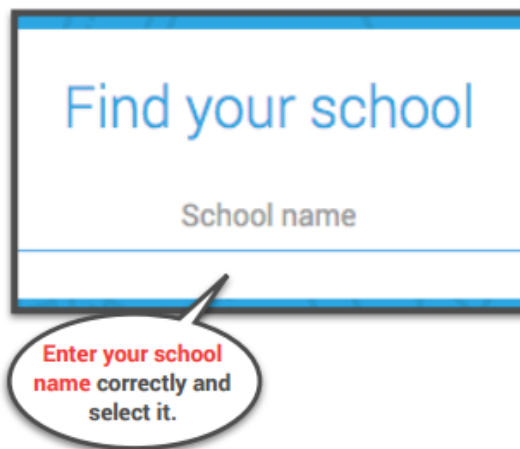
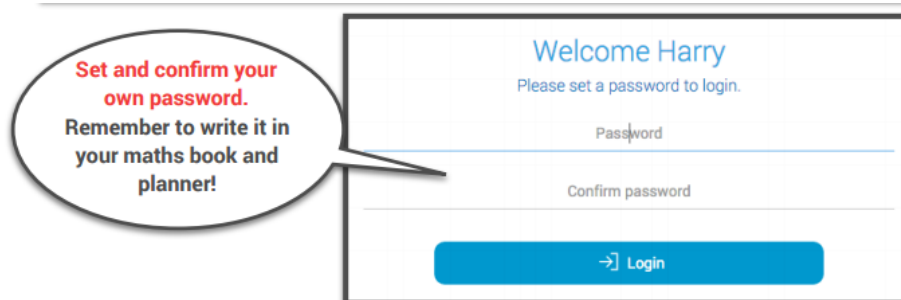


Before you start, make sure that you have picked up a **topic list** (Higher of Foundation) and a **'Maths Guide to Success'** to stick on your fridge!



The screenshot shows the 'Enter your details' form. It has a text input field for a name (filled with 'Harry'), a text input field for a location (filled with 'Hamilton'), and a date selector with a dropdown for the day (filled with '1'), a dropdown for the month (filled with 'January'), and a dropdown for the year (filled with '2001'). There is a blue 'Next' button at the bottom. A callout bubble points to the form with the text: 'Make sure these are accurate.'



The screenshot shows the password creation and login form. It has a heading 'Welcome Harry' and a sub-heading 'Please set a password to login.'. There are two text input fields: 'Password' and 'Confirm password'. There is a blue 'Login' button with a right arrow icon. A callout bubble points to the form with the text: 'Set and confirm your **own password**. Remember to write it in your maths book and planner!'

Once you are on the website:-

- ✓ When you're at home, use your RAG analysis from your assessment to see which topics to practice.
- ✓ Watch the video and complete the quiz on that topic, aiming for at least 80%.
- ✓ Tick off the quizzes as you can complete them on the topic list sheet so you can see what you've revised.

We are also giving you past papers to use, which will be available from your maths teacher soon. You can use the videos on this site to help you when you are stuck. Good luck with your revision!